

# Feve Desk

---

Assembly manual



ferm  
L I V I N G

## General Instructions

PLEASE READ BEFORE INSTALLATION

### WARNING:

The safety of this fitting can only be guaranteed if the following instructions are observed during both installation and use. Please retain these instructions safely after installation.

### PLEASE OBSERVE THE FOLLOWING GUIDELINES:

- Ensure that all screws are firmly tightened before using the desk.

### WOOD FURNITURE:

Wood is a natural material – no two pieces of wood are the same – which is why there are no two identical pieces of wooden furniture. Wood is constantly changing, which means that its structure and colour evolve over time.

The biggest changes occur at the beginning of a piece of furniture's life. Solid wood is mainly affected by seasonal changes in humidity. During the summer, wood expands and may cause tabletops to bow slightly. During the winter, the wood contracts again.

Wood movement – expanding and contracting – can cause 'checks' (small splits and cracks between the wood's veins) to appear. However, these do not damage the product and can usually be treated with a wood oil treatment. To maximise the lifespan of wooden furniture, it is important to ensure that it is continuously cared for and maintained. Below are guidelines on how to best treat and maintain your furniture made of solid wood.

Using a neutral wood oil will help the wood retain its original colour, give it a water-repelling effect, and prevent it from drying out. Apply oil with a soft sponge or soft, lint-free cloth in the direction of the wood grain in a continuous thin layer. Allow the oil to dry then wipe with a soft, lint-free cloth to remove any excess oil. Daily cleaning (wiping the surface after a meal, for example) slowly removes oil from the wood, which is why it is recommended that you treat the wood 4–6 times a year or as needed.

Please read the instructions on the bottle before treatment.

For a more thorough clean of your wooden furniture, you should use a wood cleaner, which removes marks like oil-based stains, water rings and more. It can also be used to wash tannic acid out of oak wood. Remember to treat the surface with neutral wood oil after using wood cleaner. Always remember to treat the underside of your furniture; otherwise, there is a risk that the wood will warp or crack. If the surface of the wood 'rises up' (becomes rough) after treatment, you can lightly sand it in the direction of the wood grain using fine sandpaper (minimum 200 grit).

Never use steel wool!

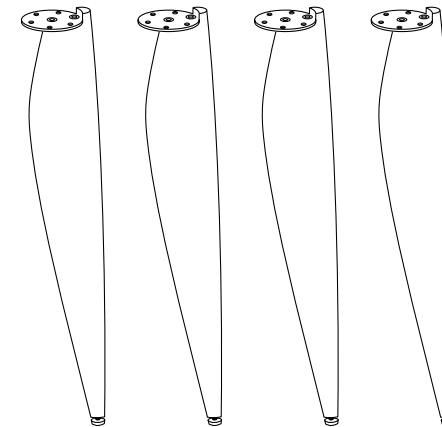
### MORE INFORMATION:

To access further information such as product overview and material descriptions, please visit our website at [www.fermliving.com](http://www.fermliving.com). If you have any questions or comments, please do not hesitate to contact us at [info@fermliving.com](mailto:info@fermliving.com).

## Box Content



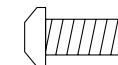
1 x Desk Top



4 x Legs



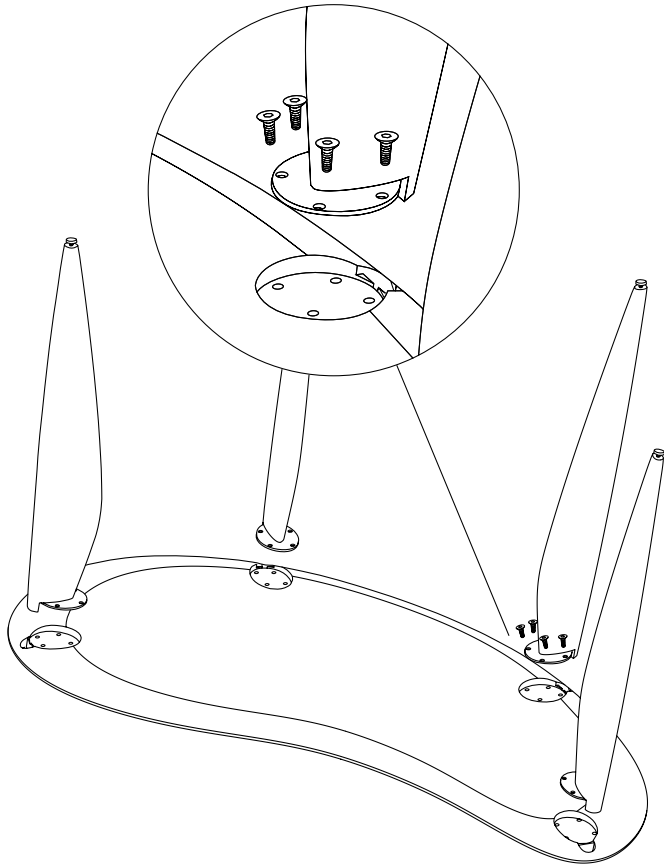
1 x Allen key



16 x Screws

## Assembly Process


1



1. Mount each leg to the table top using the short screws. You will need four screws for each leg. Repeat the process until all four legs are fixed to the table top.  
**Tip: Wait until all four screws are partially fixed to the table top before tightening them.**

## Assembly Process

2



2. Flip the Feve Desk, and adjust the legs so that the table stands straight

[fermliving.com](http://fermliving.com)